594,420

DIMENSIONS IN MILLIMETRES

ITEM	DRAWING No	DESCRIPTION	QTY.	MASS (kg)
1	OEM-MY-7_8x45	7/8 DIA MYLAR INSULATION SLEEVE 45 LONG	8	0.00
2	OEM-2921-SHL	100NB VALVE 2921	1	0.00
3	OEM-100NB-PN25-15	100NB PN25 1.5mm C-4400 GASKET	3	
4	OEM-100NB-JIS30K-30	100NB JIS30K 3.0mm C-4430 GASKET	1	0
5	OEM-100NB-300-15	100NB 300 LB 1.5mm C-4400 GASKET	1	0
6	OEM-24x3-FW-M-304	M24 FLAT WASHER - 304 S/S MACHINED 39.5 OD	8	0.02
7	11-2921-4	UNIT 11 VALVE 2921 DOWN STREAM PIPE 4	1	70.51
8	11-2921-3	UNIT 11 VALVE 2921 DOWNSTREAM PIPE 3	1	108.16
9	11-2921-2	UNIT 11 VALVE 2921 DOWN STREAM PIPE 2	1	75.29
10	11-2921-1	UNIT 11 VALVE 2921 DOWN STREAM PIPE 1	1	79.03
11	7-8_UNC-AT-110	7/8" UNC ALL THREAD GRADE 8 -110 LONG	8	0.33
12		7/8 UNC HEX NUT ZP Gr 8	8	
13		7/8" FLAT WASHER HIGH TENSILE ZP	8	0.03
14		7/8" FLAT WASHER G10	8	0.03
15		M20 FLAT WASHER 304 S/S (37x22x2)	64	
16		M20x2.5 NUT 304 S/S	32	
17		M20x2.5 x 90 HEX BOLT 304 S/S	32	0.3

RED EYE QR CODE AREA

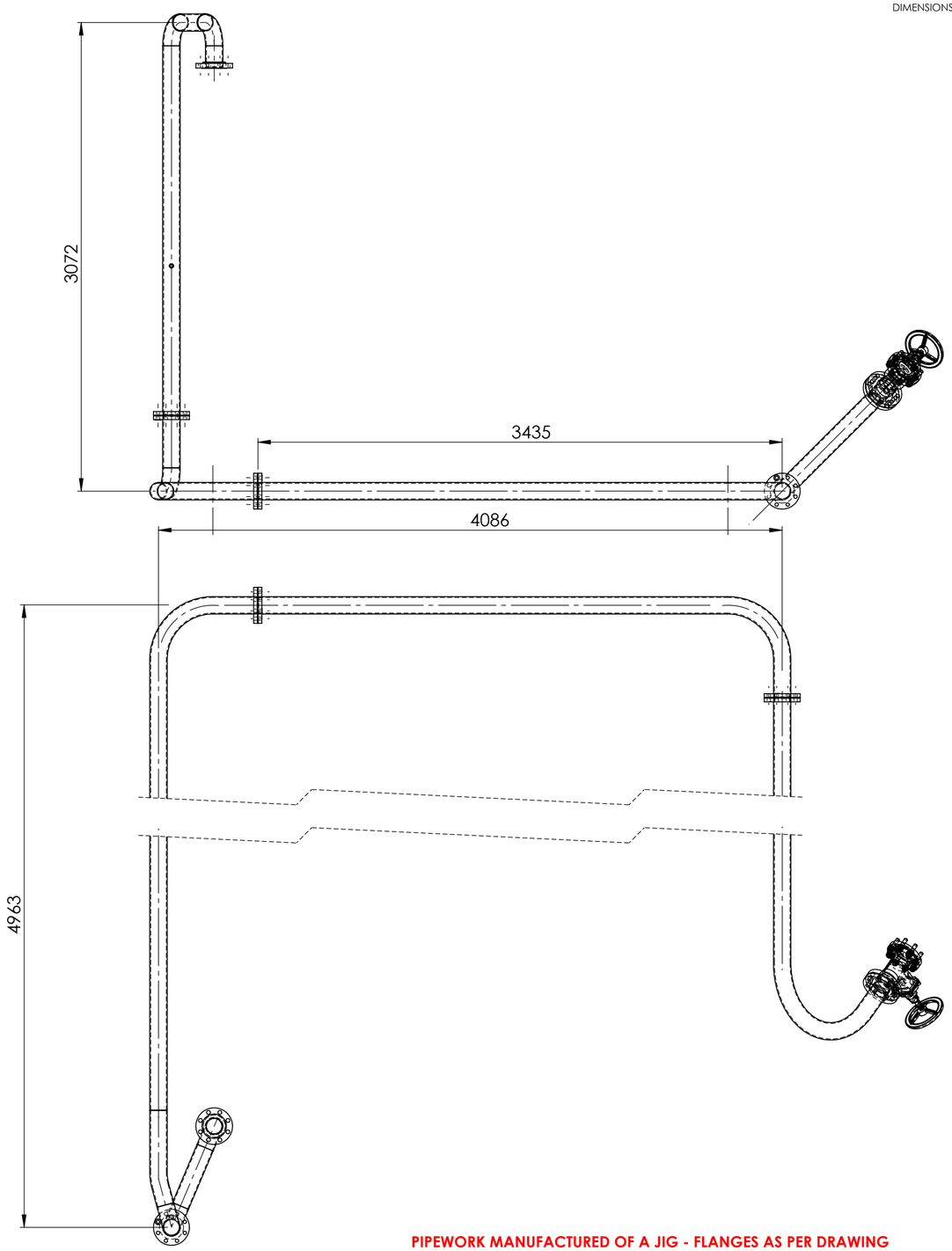

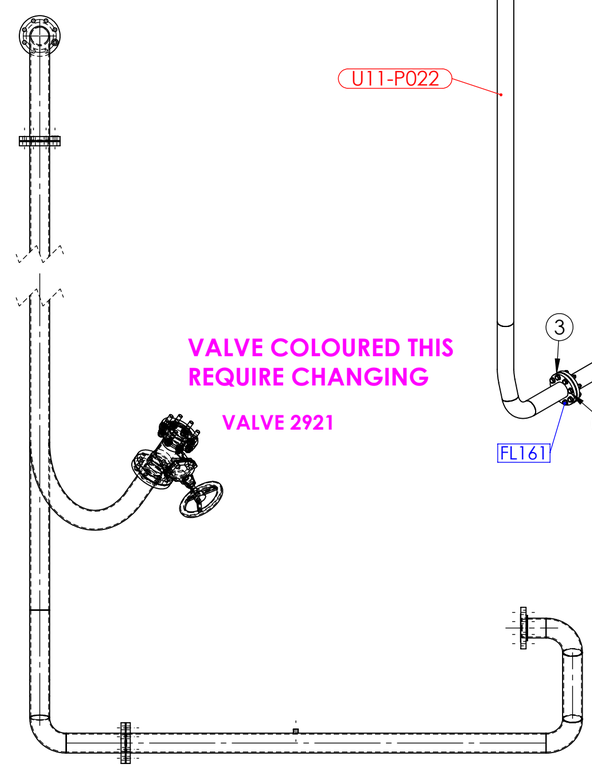

VALVE COLOURED THIS REQUIRE CHANGING

VALVE 2921

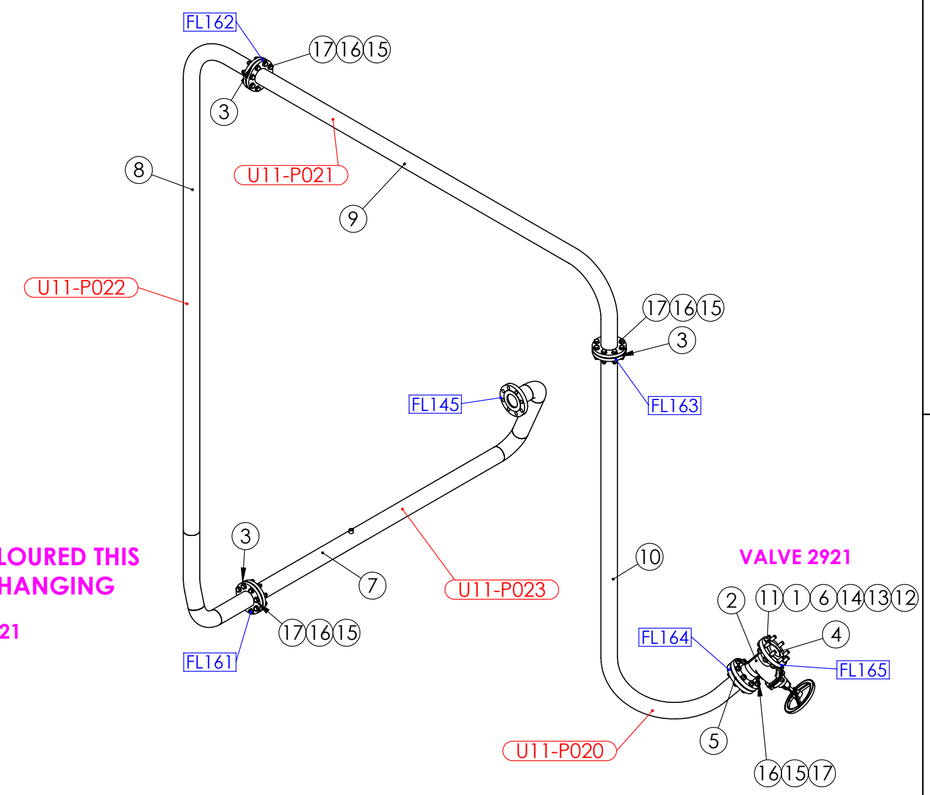

AS INSTALLED 14/3/25

PIPEWORK MANUFACTURED OF A JIG - FLANGES AS PER DRAWING
DIMENSIONS ARE APPROXIMATE

UNIT 11 VALVE 2921 PIPE ASSEMBLY WEIGHT - 337.72 kg

REV	NAME & DATE	DESCRIPTION

UNLESS OTHERWISE SPECIFIED:
TOLERANCES: MACHINE + / - 0.25mm
FABRICATION + / - 1.0 mm

THIS DRG SUPPLIED BY
RODDY ENGINEERING
14 Waratah St, TUMUT NSW 2720
Ph: 02 6947 4039

DRAWING No. 11-2921 REV:

DRAWN N DE BRUYN 18/03/2024

DRAWING CHECKED

DESIGNED

DESIGN CHECKED

SCALE 1:25

WORK ORDER No

APPROVED

SECTION No/KKS

A2 SHEET SIZE

snowyhydro LIMITED

M2 POWER STATION UNIT 11
VALVE 2921 PIPE ASSEMBLY

SMA-DRG-NO

REV

SHEET 1 OF 1

0,0