DIMENSIONS IN MILLIMETRES

ITEM	DRAWING No	DESCRIPTION	QTY.	MASS (kg)
1	OEM-2953-SHL	VALVE 2953 -80NB NEEDLE VALVE SHL DWG MP-M2-1113	1	0.00
2	OEM-100-300-15	100NB 300 LB 1.5mm C-4400 GASKET	6	0
3	OEM-80NB-JIS30K-15	80NB JIS30K 1.5mm C-4400 GASKET	1	0
4	OEM-80NB-JIS30K-3	80NB JIS30K 3.0mm C-4430 GASKET	1	0.1
5	OEM-80NB-300-15	80NB 300LB 1.5mm C-4400 GASKET	1	0
6	13-2919-8	UNIT 11 VALVE 2919 PIPE 8	1	18.13
7	13-2919-7	UNIT 13 VALVE 2919 PIPE 7	1	41.18
8	13-2919-6	UNIT 13 VALVE 2919 PIPE 6	1	104.20
9	13-2919-5	UNIT 13 VALVE 2919 PIPE 5	1	87.49
10	13-2919-4	UNIT 13 VALVE 2919 PIPE 4	1	72.07
11	13-2919-3	UNIT 13 VALVE 2919 DOWNSTREAM PIPE 3	1	90.94
12	13-2919-2	UNIT 13 VALVE 2919 DOWN STREAM PIPE 2	1	97.12
13	13-2919-1	UNIT 13 VALVE 2921 DOWN STREAM PIPE 1	1	107.52
14	3-4_UNC-AT-85	3/4 UNC ALL THREAD Gr 8 x 85 LONG	8	0.19
15		3/4" FLAT WASHER HIGH TENSILE ZP (37x21x4)	8	
16		3/4" UNC HEX NUT ZINC PLATED	8	0.1
17		20 DIA MYLAR INSULATION SLEEVE 70 LONG	8	0.00
18		M20 FLAT WASHER 304 S/S (37x22x2)	112	
19		M20 G10 EXPOY FLAT WASHER	16	
20		M20 THICK FLAT WASHER 304 S/S (37x22x3)	16	
21		M20x2.5 HEX NUT 304 S/S	64	
22		M20x2.5 x 90 HEX BOLT 304 S/S	8	0.3
23		M20x2.5 x 100 HEX BOLT 304 S/S	56	0.3

RED EYE QR CODE AREA

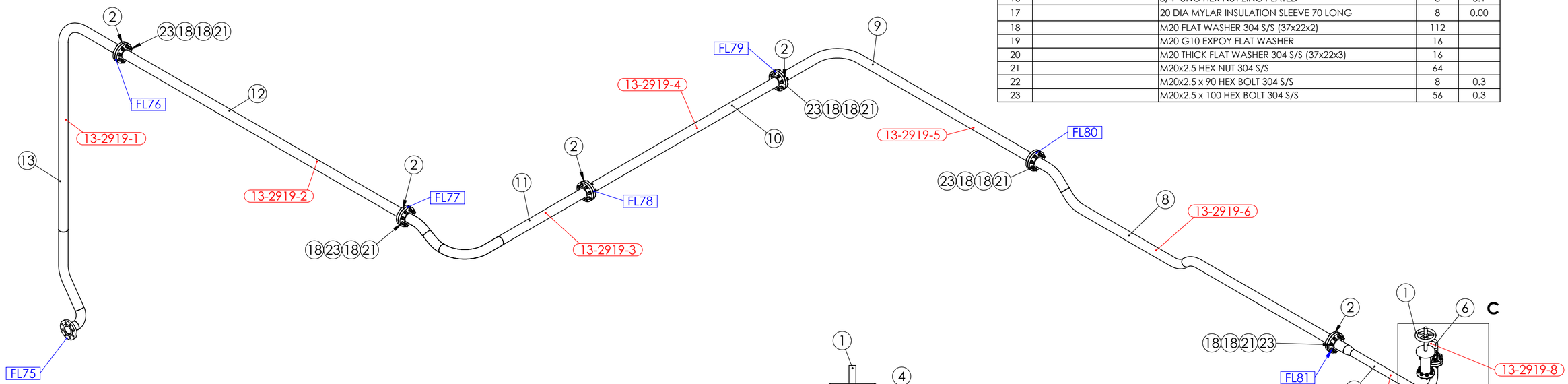

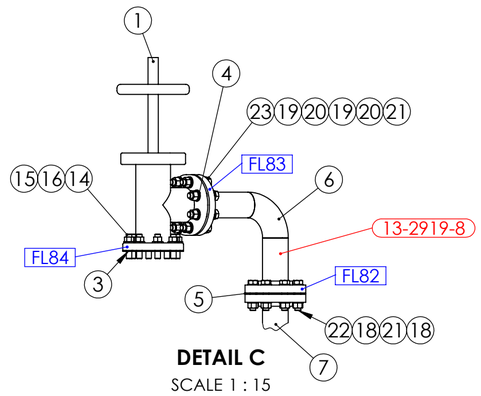

DETAIL C
SCALE 1 : 15

PIPEWORK MANUFACTURED OF A JIG - FLANGES AS PER DRAWING
DIMENSIONS ARE APPROXIMATE

UNIT 13 VALVE 2919 DOWN STREAM PIPE ASSEMBLY WEIGHT - 650.07 kg

			UNLESS OTHERWISE SPECIFIED: TOLERANCES: MACHINE + / - 0.25mm FABRICATION + / - 1.0 mm	DRAWN N DE BRUYN 8/08/2025	DRAWING CHECKED	snowyhydro LIMITED
			THIS DRG SUPPLIED BY RODDY ENGINEERING 14 Waratah St, TUMUT NSW 2720 Ph: 02 6947 4039	DESIGNED	DESIGN CHECKED	M2 POWER STATION UNIT 13 VALVE 2919 DOWN STREAM PIPE ASSEMBLY
				SCALE 1:10 WORK ORDER No	APPROVED	
REV	NAME & DATE	DESCRIPTION	DRAWING No. 13-2919 REV:	SECTION No/KKS	A2 SHEET SIZE	SMA-DRG-NO REV SHEET 1 OF 2

DIMENSIONS IN MILLIMETRES

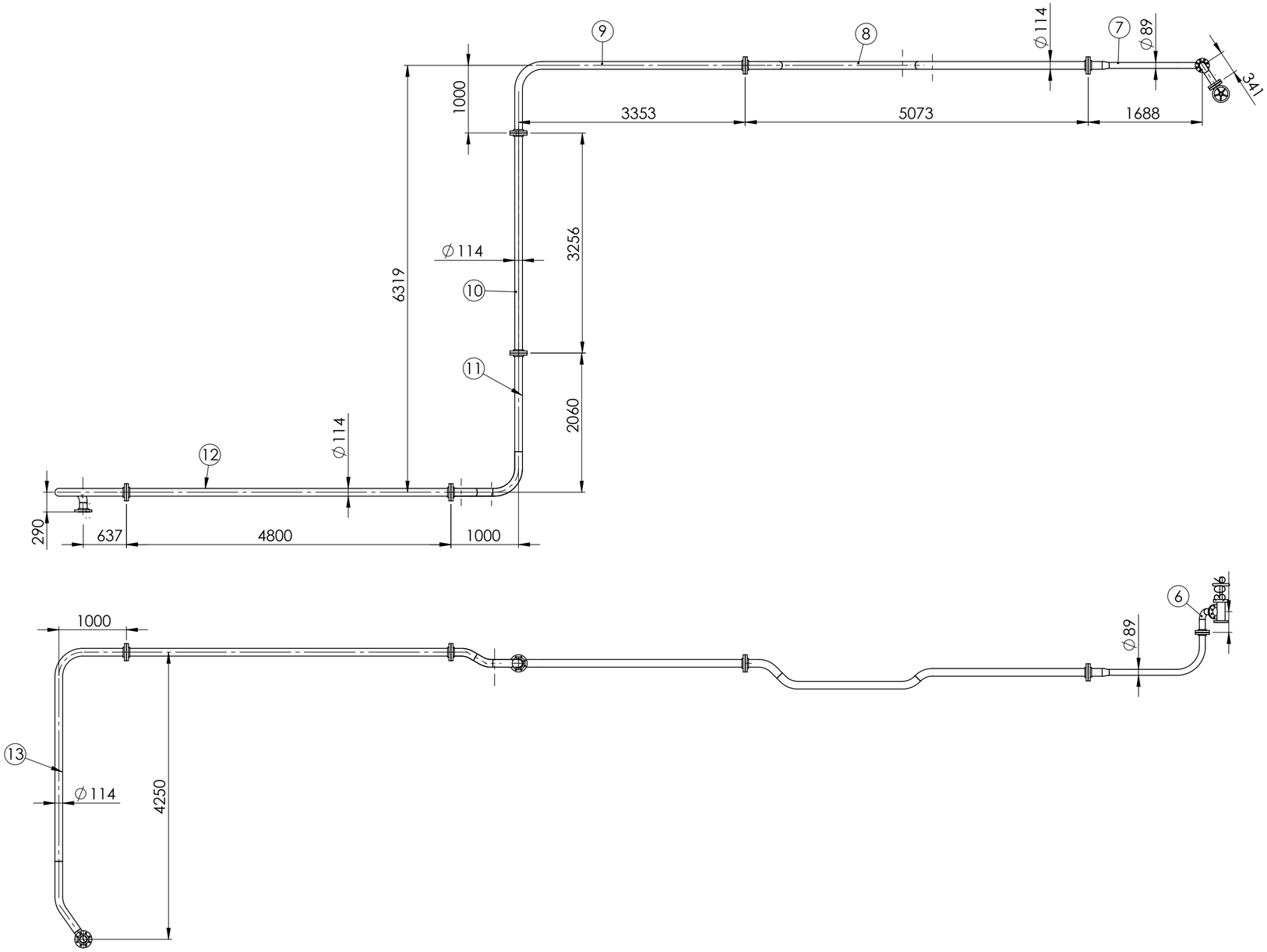

ITEM	DRAWING No	DESCRIPTION	QTY.	MASS (kg)
1	OEM-2953-SHL	VALVE 2953 -80NB NEEDLE VALVE SHL DWG MP-M2-1113	1	0.00
2	OEM-100-300-15	100NB 300 LB 1.5mm C-4400 GASKET	6	0
3	OEM-80NB-JIS30K-15	80NB JIS30K 1.5mm C-4400 GASKET	1	0
4	OEM-80NB-JIS30K-3	80NB JIS30K 3.0mm C-4430 GASKET	1	0.1
5	OEM-80NB-300-15	80NB 300LB 1.5mm C-4400 GASKET	1	0
6	13-2919-8	UNIT 11 VALVE 2919 PIPE 8	1	18.13
7	13-2919-7	UNIT 13 VALVE 2919 PIPE 7	1	41.18
8	13-2919-6	UNIT 13 VALVE 2919 PIPE 6	1	104.20
9	13-2919-5	UNIT 13 VALVE 2919 PIPE 5	1	87.49
10	13-2919-4	UNIT 13 VALVE 2919 PIPE 4	1	72.07
11	13-2919-3	UNIT 13 VALVE 2919 DOWNSTREAM PIPE 3	1	90.94
12	13-2919-2	UNIT 13 VALVE 2919 DOWN STREAM PIPE 2	1	97.12
13	13-2919-1	UNIT 13 VALVE 2921 DOWN STREAM PIPE 1	1	107.52
14	3-4_UNC-AT-85	3/4 UNC ALL THREAD Gr 8 x 85 LONG	8	0.19
15		3/4" FLAT WASHER HIGH TENSILE ZP (37x21x4)	8	
16		3/4" UNC HEX NUT ZINC PLATED	8	0.1
17		20 DIA MYLAR INSULATION SLEEVE 70 LONG	8	0.00
18		M20 FLAT WASHER 304 S/S (37x22x2)	112	
19		M20 G10 EXPOY FLAT WASHER	16	
20		M20 THICK FLAT WASHER 304 S/S (37x22x3)	16	
21		M20x2.5 HEX NUT 304 S/S	64	
22		M20x2.5 x 90 HEX BOLT 304 S/S	8	0.3
23		M20x2.5 x 100 HEX BOLT 304 S/S	56	0.3

RED EYE QR CODE AREA

PIPEWORK MANUFACTURED OF A JIG - FLANGES AS PER DRAWING
DIMENSIONS ARE APPROXIMATE

UNIT 11 VALVE 2919 DOWN STREAM PIPE ASSEMBLY WEIGHT - 619.94 kg

REV	NAME & DATE	DESCRIPTION

UNLESS OTHERWISE SPECIFIED:
TOLERANCES: MACHINE + / - 0.25mm
FABRICATION + / - 1.0 mm

THIS DRG SUPPLIED BY
RODDY ENGINEERING
14 Waratah St, TUMUT NSW 2720
Ph: 02 6947 4039

DRAWING No. 13-2919 REV:

DRAWN N DE BRUYN 8/08/2025
DRAWING CHECKED
DESIGNED
DESIGN CHECKED
SCALE 1:50
WORK ORDER No
APPROVED
SECTION No/KKS
A2 SHEET SIZE

snowyhydro LIMITED

M2 POWER STATION UNIT 13
VALVE 2919 DOWN STREAM PIPE ASSEMBLY

SMA-DRG-NO

REV

SHEET 2 OF 2