DIMENSIONS IN MILLIMETRES

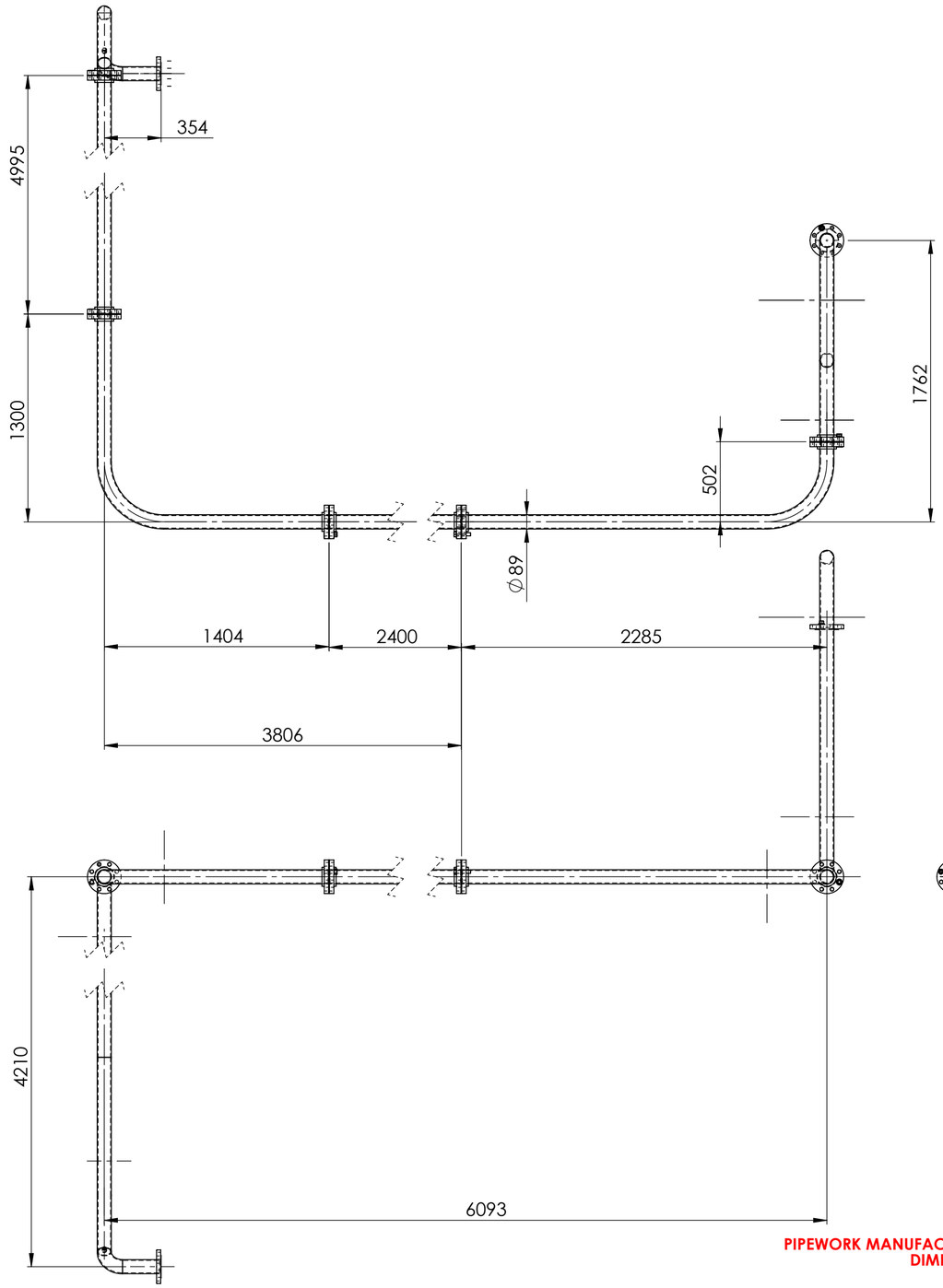

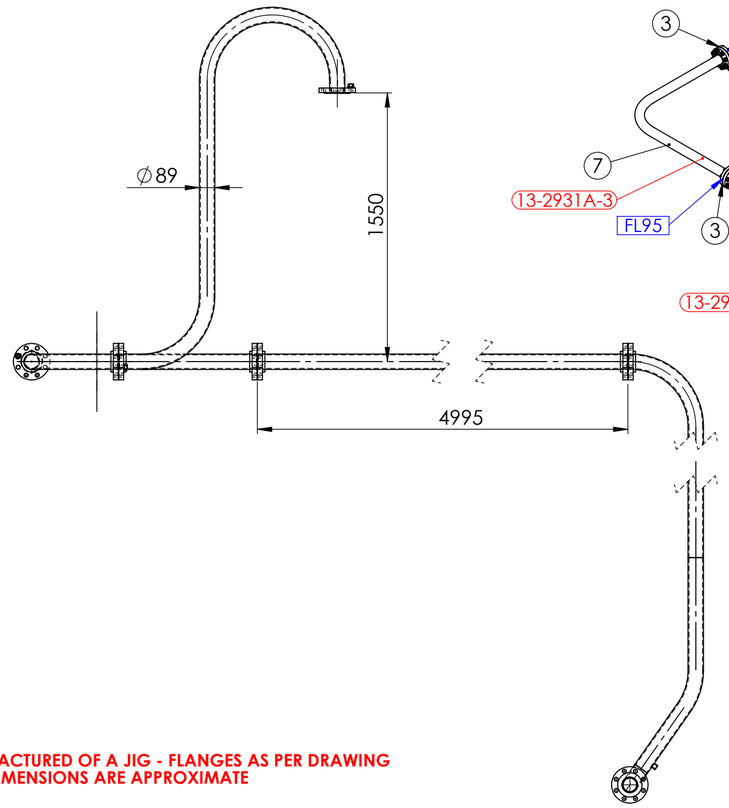

ITEM	DRAWING No	DESCRIPTION	QTY.	MASS (kg)
1	OEM-MY-3_4x28	3/4" DIA MYLAR INSULATION SLEEVE 28 LONG	8	0.00
2	OEM-80NB-JIS30K-3	80NB JIS30K 3.0mm C-4430 GASKET	1	0.1
3	OEM-80NB-300-15	80NB 300LB 1.5mm C-4400 GASKET	5	0
4	13-2931A-6	UNIT 13 VALVE 2931A PIPE 6	1	48.41
5	13-2931A-5	UNIT 13 VALVE 2931A PIPE 5	1	42.30
6	13-2931A-4	UNIT 13 VALVE 2931A PIPE 4	1	39.71
7	13-2931A-3	UNIT 13 VALVE 2931A PIPE 3	1	41.36
8	13-2931A-2	UNIT 13 VALVE 2931A PIPE 2	1	69.63
9	13-2931A-1	UNIT 13 VALVE 2931A PIPE 1	1	67.28
10	3-4_UNC-AT-85	3/4 UNC ALL THREAD Gr 8 x 85 LONG	8	0.19
11		3/4" G10 EXPOY FLAT WASHER	8	
12		3/4" FLAT WASHER HIGH TENSILE ZP (37x21x4)	8	
13		3/4" UNC HEX NUT ZINC PLATED	8	0.1
14		M20 FLAT WASHER 304 S/S (37x22x2)	56	
15		M20 FLAT WASHER ZP (37x22x2)	24	0.01
16		M20x2.5 HEX NUT 304 S/S	40	
17		M20x2.5 x 90 HEX BOLT 304 S/S	40	0.3

RED EYE QR CODE AREA

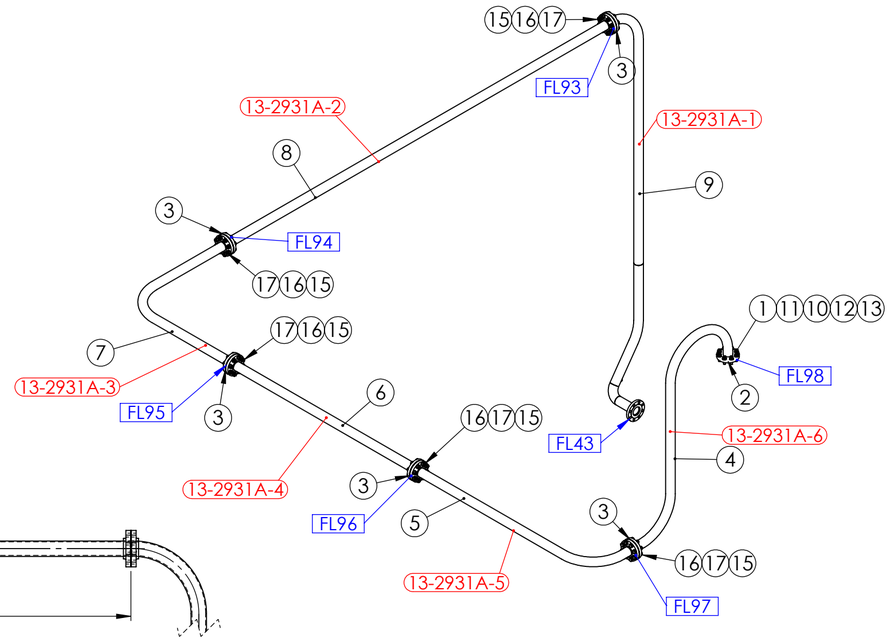

PIPEWORK MANUFACTURED OF A JIG - FLANGES AS PER DRAWING
DIMENSIONS ARE APPROXIMATE

UNIT 11 VALVE 2931A DOWN STREAM PIPE ASSEMBLY WEIGHT - 309.97 kg

REV	NAME & DATE	DESCRIPTION

UNLESS OTHERWISE SPECIFIED:
TOLERANCES: MACHINE + / - 0.25mm
FABRICATION + / - 1.0 mm

THIS DRG SUPPLIED BY
RODDY ENGINEERING
14 Waratah St, TUMUT NSW 2720
Ph: 02 6947 4039

DRAWING No. 13-2931A
REV:

DRAWN N DE BRUYN 8/08/2025
DRAWING CHECKED
DESIGNED
DESIGN CHECKED
SCALE 1:25
WORK ORDER No
APPROVED
SECTION No/KKS
A2 SHEET SIZE

snowyhydro LIMITED

M2 POWER STATION UNIT 13
VALVE 2931A DOWN STREAM PIPE ASSEMBLY

SMA-DRG-NO

REV

SHEET 1 OF 1