DIMENSIONS IN MILLIMETRES

ITEM	DWG No	DESCRIPTION	QTY.	WEIGHT
1	3467-MU103-20-30	HOOP 50 x 10 FLAT BAR	1	6.4
2	3467-MU103-20-20	CAGE BASE PLATE	1	0.7

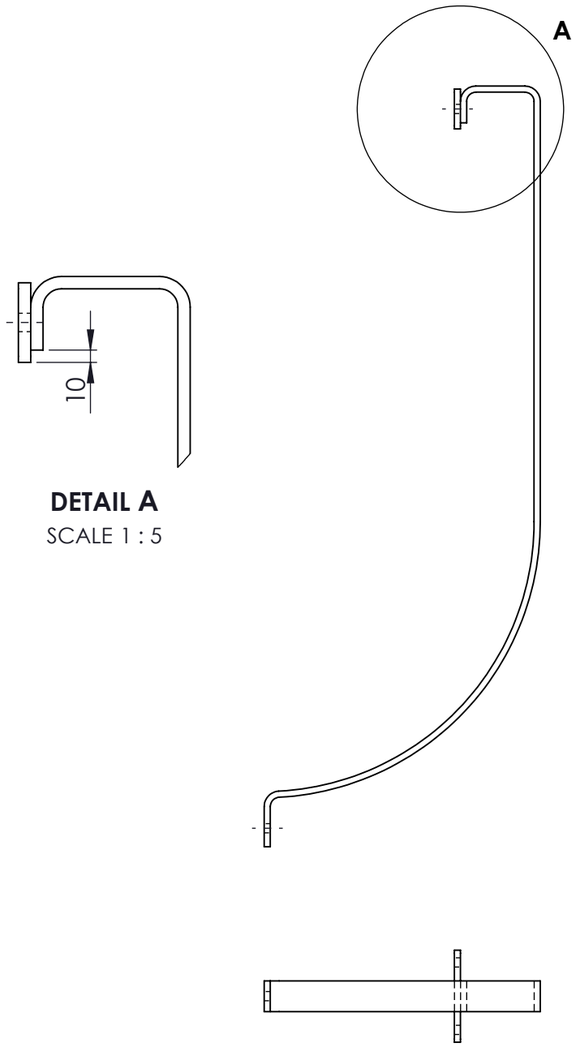

DETAIL A
SCALE 1 : 5

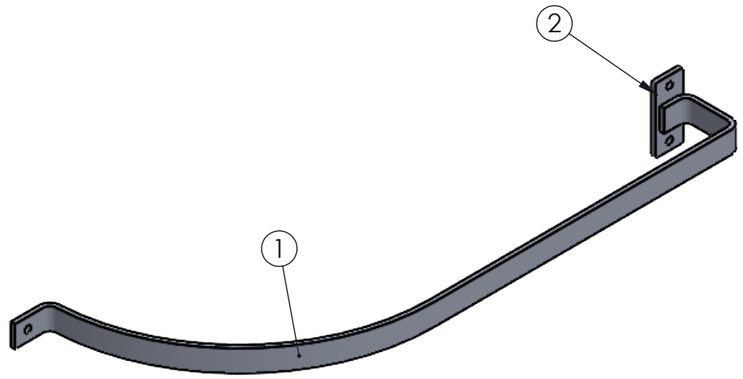

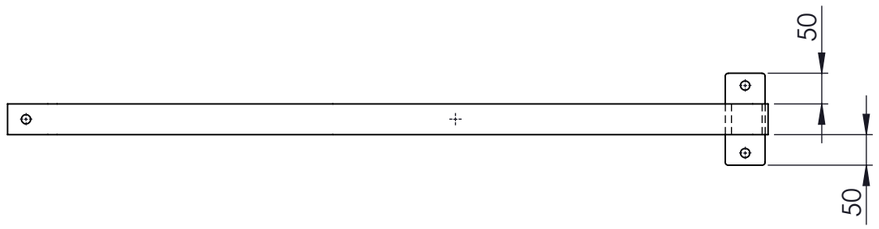

ALL WELDS - 6CFW Unless noted otherwise

REFERENCE MAIN ASSEMBLY DRAWING NUMBER:-

HALF 50 x10 FB ASSEMBLY WEIGHT - 7.1 kg

Australian Standard 1657 - 2018

REV	NAME & DATE	UNLESS OTHERWISE SPECIFIED: TOLERANCES: MACHINE + / - 0.25mm FABRICATION + / - 1.0 mm	**DRAWN** N DE BRUYN 30/11/2020	**DRAWING CHECKED**	snowyhydro Limited renewable energy	
		THIS DRAWING BY MECS **Mechanical Engineering & CAD Services** 11 Campbell Place WAGGA NSW 2650 Ph: - 0409 985 816 Email: mecs1@bigpond.com	**DESIGNED**	**DESIGN CHECKED**	HALF 50 x10 FB ASSEMBLY	
			SCALE:1:10	**APPROVED**		
		DRAWING No. 3467-MU103-45 **REV:**	**SECTION No.**	**SHEET SIZE** A3	**SMA-DRG-NO**	**REV** REV / SHEET 1 OF 1

297
420