DIMENSIONS IN MILLIMETRES

ITEM	DESCRIPTION	QTY.	MASS (kg)
1	160x125 ASSAB SHAFT	1	333
2	100 DIAMETER STUB SHAFT x 630	1	66
3	90 DIAMETER STUB SHAFT x 530	1	53

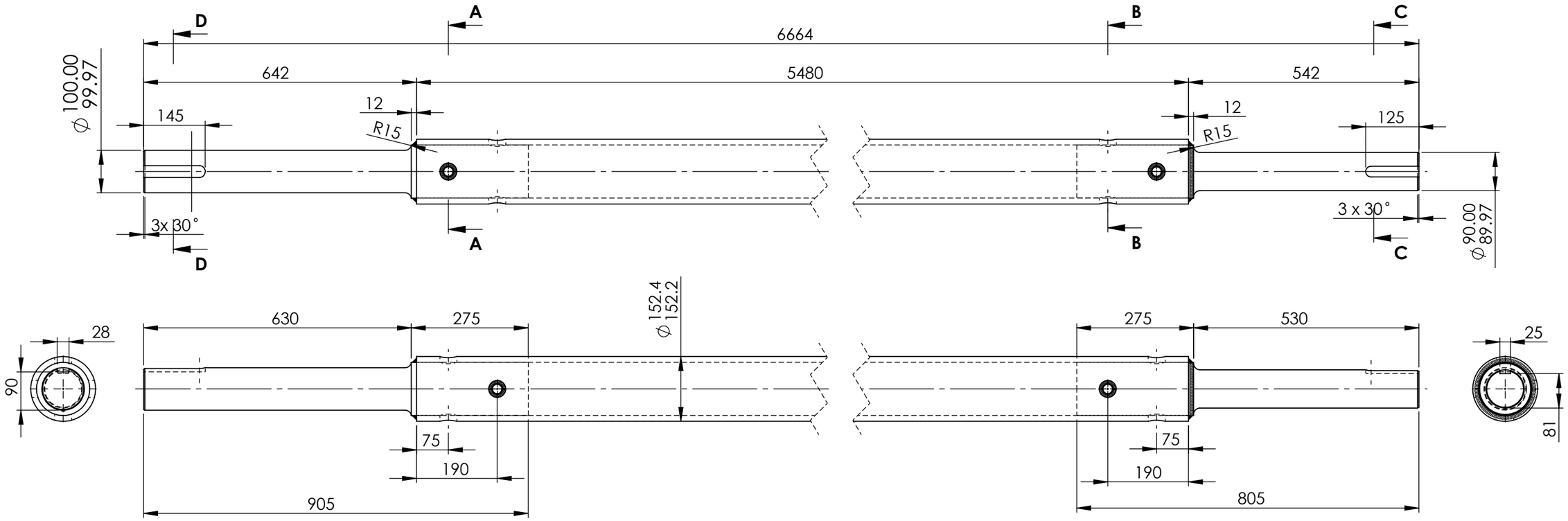

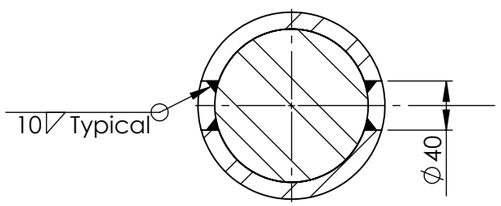

SECTION A-A
SCALE 1 : 5

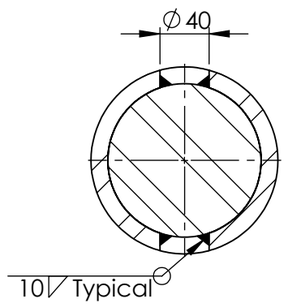

SECTION B-B
SCALE 1 : 5

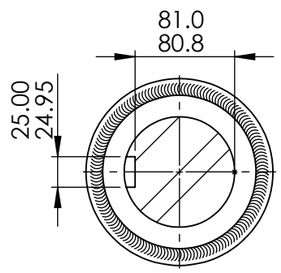

SECTION C-C
SCALE 1 : 5

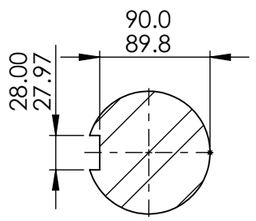

SECTION D-D
SCALE 1 : 5

ALL WELDS - 10 CFW UNLESS NOTED OTHERWISE
FINISH - ASSAB & BMS SHAFT RADII
GRIT BLAST TO CLASS 2 1/2
PRIME WITH ORGANIC ZINC
2 COATS JOTAMASTIC 87
COLOR - BLACK or DARK GREY

NOTE:- BOTH SHAFT ENDS SHORTENED 20mm TO SUIT COUPLINGS

UNLESS OTHERWISE SPECIFIED: TOLERANCES: MACHINE + / - 0.25mm FABRICATION + / - 1.0 mm

THIS DRAWING IS THE PROPERTY OF MECHANICAL ENGINEERING & CAD SERVICES (MECS) Pty Ltd & MUST NOT BE MANUFACTURED FROM,COPIED OR TRANSMITTED TO A THIRD PARTY WITHOUT THE PRIOR APPROVAL FROM MECHANICALENGINEERING & CAD SERVICES (MECS) Pty Ltd

THIRD ANGLE PROJECTION

MECS
Mechanical Engineering & CAD Services
11 Campbell Place WAGGA NSW 2650
Ph:- 0409 985 816
Email: mecs1@bigpond.com

TITLE: ORBAL # 3 INNER SHAFT

DWG NO.	REV	WEIGHT:	
3566-15		373 kg	A3

DRAWN N DE BRUYN DATE 15/12/2025 SCALE:1:10 SHEET 1 OF 1