DIMENSIONS IN MILLIMETRES

ITEM NO.	DESCRIPTION	LENGTH	QTY	MATERIAL	MASS (kg)
1	75x2.5 DURAGAL SHS	2190	1	DURAGAL	11.57
2	75x2.5 DURAGAL SHS	2190	1	DURAGAL	11.68
3	75x2.5 DURAGAL SHS	815	2	DURAGAL	4.09
4	75x2.5 DURAGAL SHS	665	1	DURAGAL	3.68

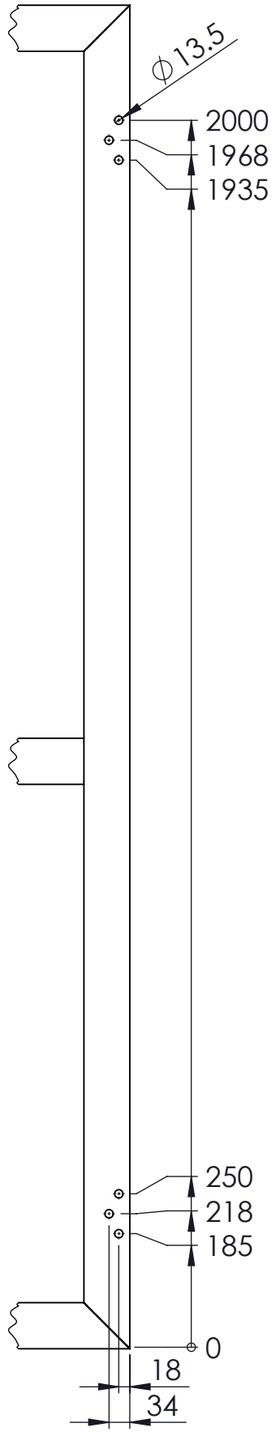

DETAIL A
SCALE 1 : 10

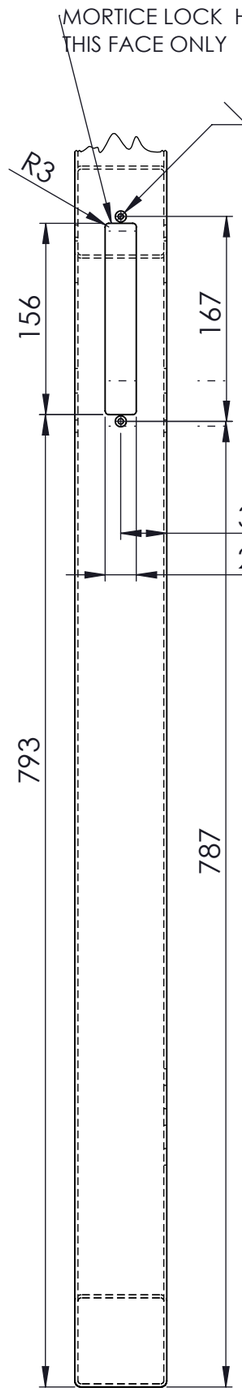

DETAIL B
SCALE 1 : 5

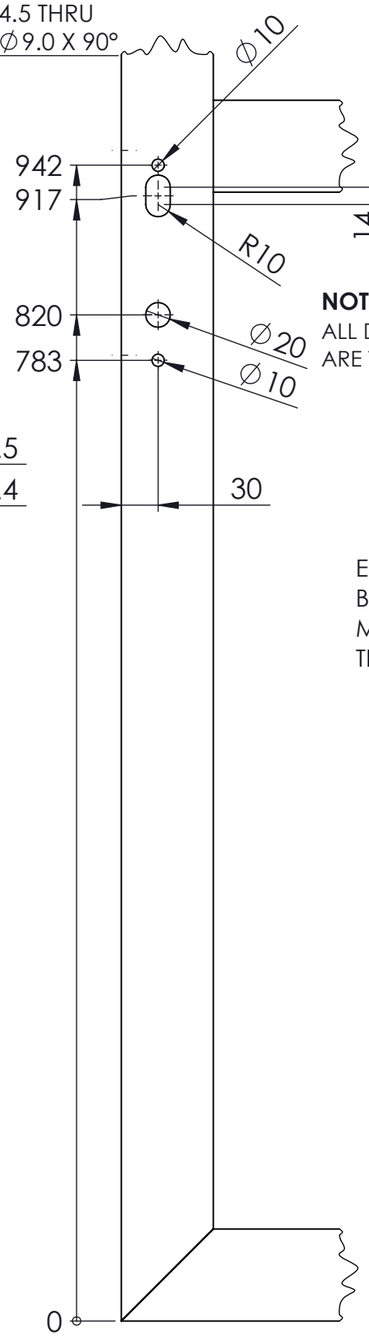

DETAIL C
SCALE 1 : 5

NOTE
ALL DOOR LOCK HOLES ARE THRU THE SHS

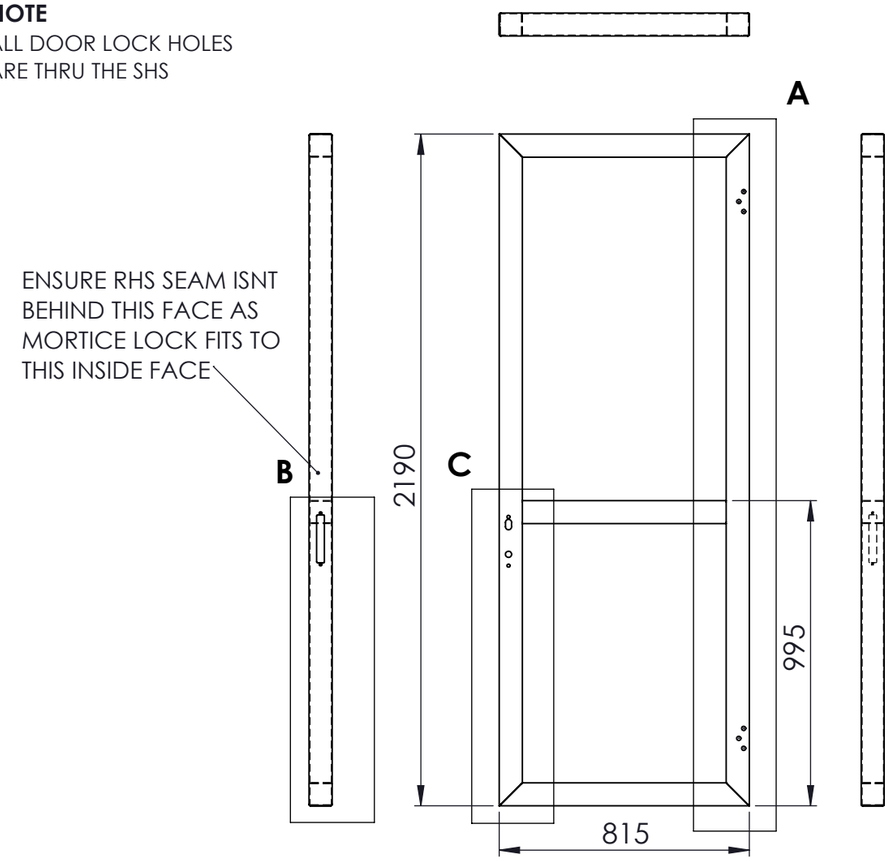

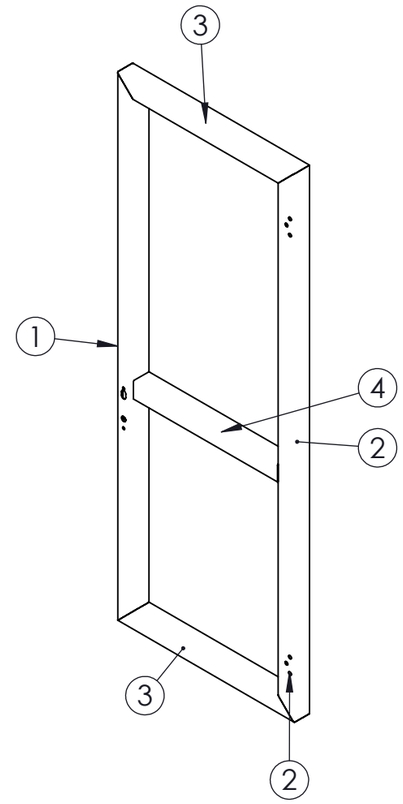

NOTES - UNO
ALL FILLET WELDS SHALL BE 3 MM CONTINUOUS
ALL BUTT WELDS SHALL BE FULL PENETRATION
ALL WELDS, CUTS AND HOLES SHALL BE TREATED WITH 2 COATS OF ZINC RICH PRIMER

MATERIAL:- DURAGAL

75x2.5 SHS DOOR FRAME WEIGHT - 35.11 kg

UNLESS OTHERWISE SPECIFIED: TOLERANCES: MACHINE + / - 0.25mm FABRICATION + / - 1.0 mm

DIMENSIONS IN MILLIMETRES

THIS DRAWING IS THE PROPERTY OF MECHANICAL ENGINEERING & CAD SERVICES (MECS) Pty Ltd & MUST NOT BE MANUFACTURED FROM,COPIED OR TRANSMITTED TO A THIRD PARTY WITHOUT THE PRIOR APPROVAL FROM MECHANICAL ENGINEERING & CAD SERVICES (MECS) Pty Ltd

MECS
Mechanical Engineering & CAD Services
11 Campbell Place WAGGA NSW 2650
Ph: - 0409 985 816
Email: nick@mecservices.com.au

THIRD ANGLE PROJECTION

CLIENT
RODDY ENGINEERING
14 Waratah St TUMUT NSW 2720
Ph: - 02 6947 4039
Email: roddyeng.com.au

TITLE: 75x2.5 SHS DOOR FRAME

DWG NO. 3956-30-10 REV A3

DRAWN N DE BRUYN DATE 18/07/2025 SCALE:1:20 SHEET 1 OF 1