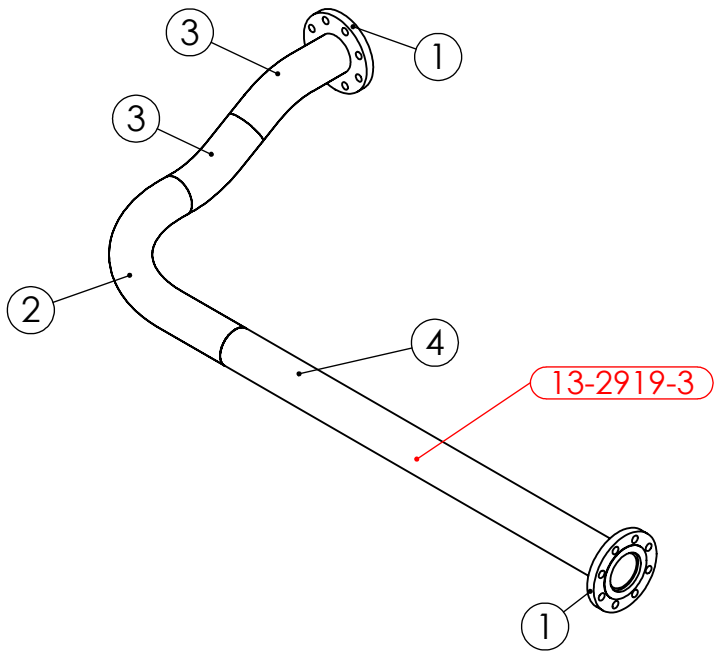
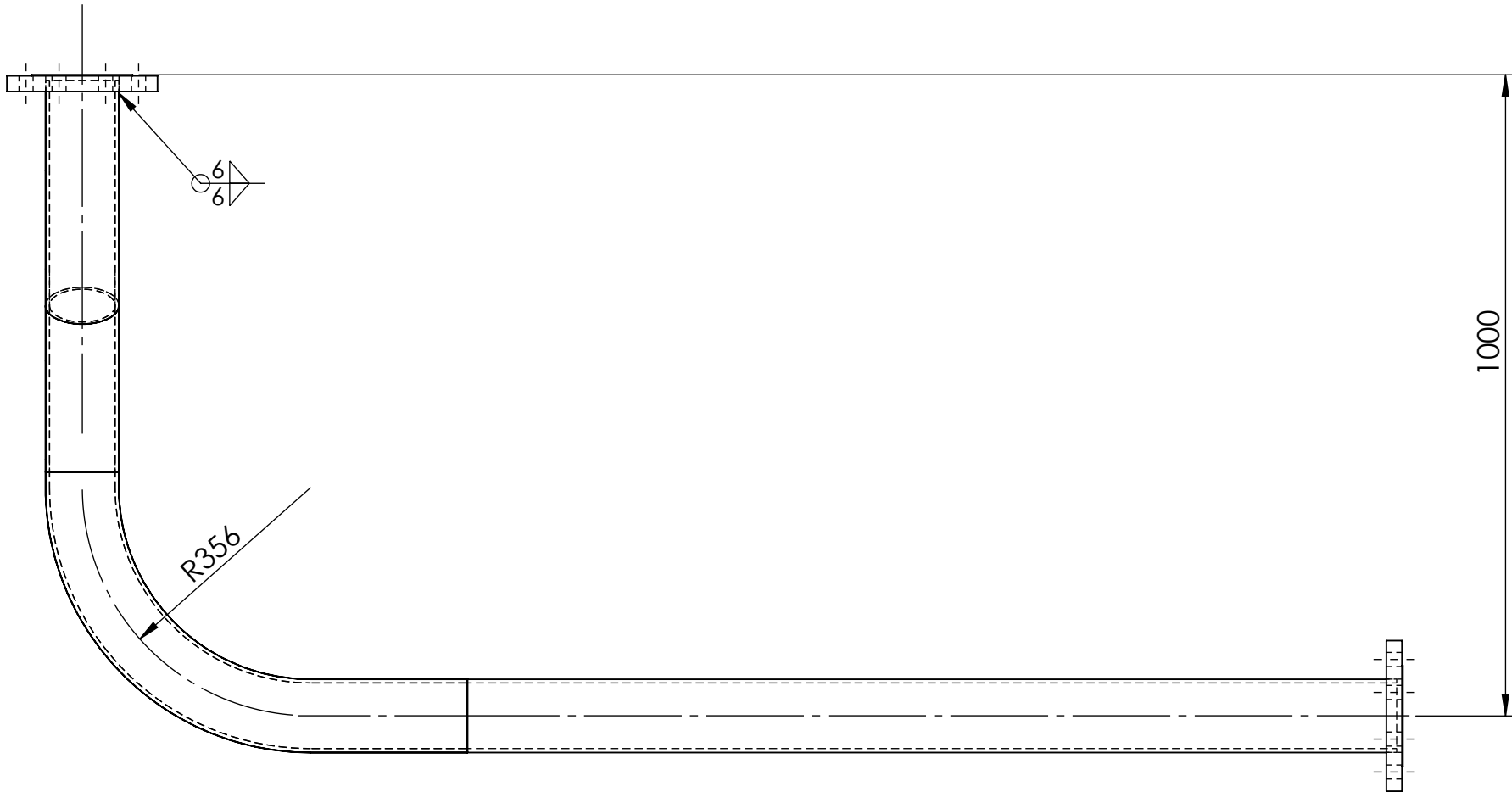


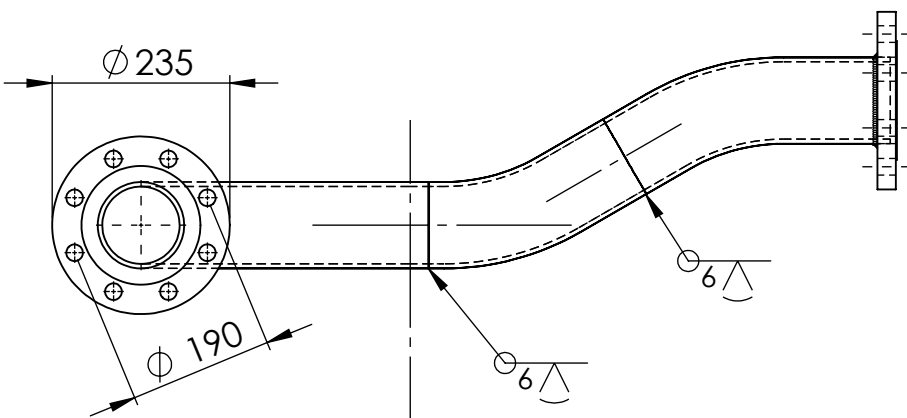
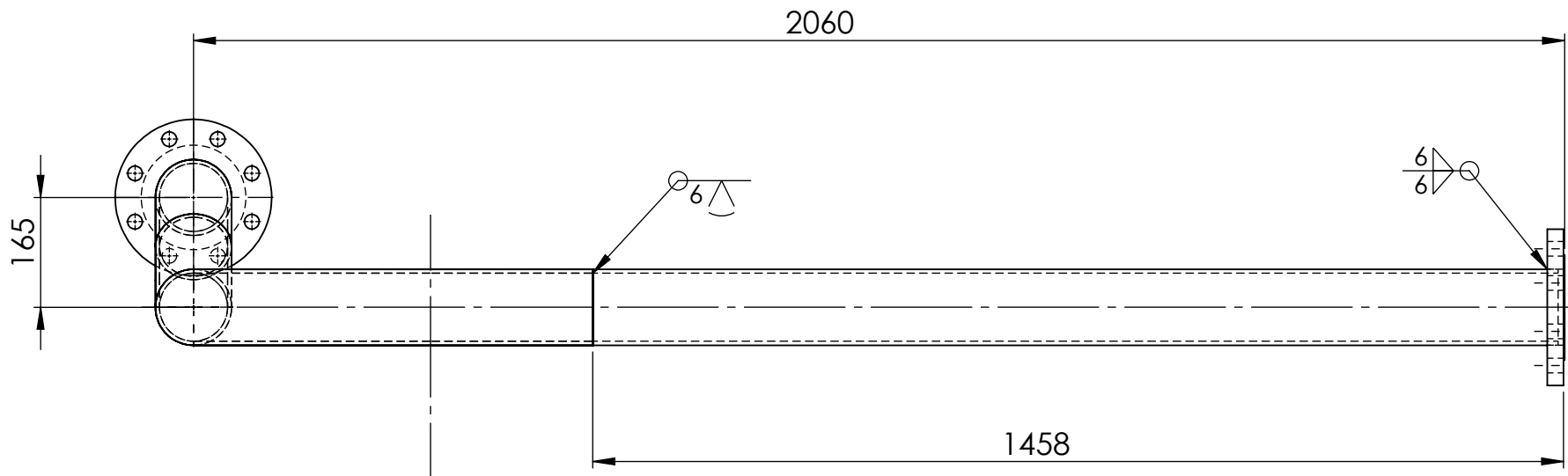
DIMENSIONS IN MILLIMETRES

ITEM	DRAWING No	DESCRIPTION	QTY.	MASS (kg)
1	OEM-100-PN25-SO-316L	100NB FLANGE PN25 SLIP ON 316L S/S	2	5.99
2	J003435-67-15	100NB SHED 40 PIPE x 90 DEGREE BEND 356R	1	17.13
3	J003435-67-10	100NB SHED 40 PIPE x 150 DEGREE BEND 305R	2	15.67
4	13-2919-3-2	100NB SHED 40 PIPE 316 S/S	1	23.68

RED EYE  
QR CODE  
AREA



PIPE LABEL - 13-2919-3



ISSUED FOR CONSTRUCTION - 30-10-25

PIPEWORK MANUFACTURED OF A JIG - FLANGES AS PER DRAWING  
DIMENSIONS ARE APPROXIMATE

UNIT 13 VALVE 2919 DOWNSTREAM PIPE 3 WEIGHT - 83.86 kg

REV	NAME & DATE	DESCRIPTION	UNLESS OTHERWISE SPECIFIED: TOLERANCES: MACHINE + / - 0.25mm FABRICATION + / - 1.0 mm	DRAWN N DE BRUYN 19/09/2025	DRAWING CHECKED		
			THIS DRG SUPPLIED BY  14 Waratah St, TUMUT NSW 2720 Ph: 02 6947 4039	DESIGNED	DESIGN CHECKED	M2 POWER STATION UNIT 13 VALVE 2919 DOWNSTREAM PIPE 3	
			DRAWING No. 13-2919-3	SCALE 1:10 WORK ORDER No	APPROVED		
			REV:	SECTION No/KKS	A2 SHEET SIZE	SMA-DRG-NO	R E V SHEET 1 OF 1